

Deerwood Academy

# GO Team Meeting

April 30, 2024

# Agenda

- I. **Call to Order**
- II. **Roll Call; Establish Quorum**
- III. **Action Items**
  - a. Approval of Agenda
  - b. Approval of Previous Minutes:
- IV. **Discussion Items**
  - a. 2024 Spring MAPS results
  - b. Needs Assessment
  - c. Transportation Discussion
- V. **Information Items**
  - a. Principal's Report
    - a. 2023-2024 Family Engagement and/or Partnership Highlights
  - b. GO Team Elections
- VI. **Announcements**
- VII. **Public Comment**
- VIII. **Adjournment**

# Transportation Discussion



## Transportation Department

- Mr. John Franklin, Director of Transportation



# 2024 Spring MAPS Results

## Data Points to Consider

- Spring Results
- Fall to Spring Comparison
  - Literacy
  - Numeracy





# MAP Reading Fall & Spring Comparison 2023 -2024

School	Window	Exams				
DISTRICT	Fall 2023-2024	17,974	37%	28%	23%	12%
	Spring 2023-2024	18,334	39%	26%	23%	12%
School	Window	Exams				
Deerwood	Fall 2023-2024	274	44%	31%	18%	7%
	Spring 2023-2024	302	44%	29%	20%	7%

# MAP Math Fall & Spring Comparison 2023-2024

School	Window	Exams				
DISTRICT	Fall 2023-2024	17,915	35%	37%	20%	9%
	Spring 2023-2024	18,246	39%	33%	18%	10%

School	Window	Exams				
Deerwood	Fall 2023-2024	274	36%	45%	14%	4%
	Spring 2023-2024	302	45%	39%	12%	4%

# MAP Growth Reading Fall to Spring Comparison 2023-2024

## Growth Target Category\* Percentage (Reading)

Data updates nightly  
during test window.



[Click on a school below to see grade-level performance.](#)

\*The determination of whether or not a student met/exceeded their growth target is based on a calculation comparing the projected and observed growth. Each of these growth measures, as well as RIT scores in general, come with a standard error of measurement (SEM) meaning that the true score/growth lies within a range of values. We currently do not know how well MAP Growth data may align with Milestones SGP data – so each of these percentages will most likely vary from what a school and individual student might expect to see with growth data on the Georgia Milestones.

School	Growth Timeframe	Exams			
DISTRICT	Fall to Spring (same school year)	27,057	51%	5%	43%

School	Growth Timeframe	Exams			
Deerwood	Fall to Spring (same school year)	371	43%	7%	50%

# MAP Growth Reading Fall to Spring Comparison 2023-2024 (SWDs)

## Growth Target Category\* Percentage (Reading)

Data updates nightly during test window.



Click on a school below to see grade-level performance.

\*The determination of whether or not a student met/exceeded their growth target is based on a calculation comparing the projected and observed growth. Each of these growth measures, as well as RIT scores in general, come with a standard error of measurement (SEM) meaning that the true score/growth lies within a range of values. We currently do not know how well MAP Growth data may align with Milestones SGP data – so each of these percentages will most likely vary from what a school and individual student might expect to see with growth data on the Georgia Milestones.

School	Growth Timeframe	Exams		
DISTRICT	Fall to Spring (same school year)	2,950	58%	39%

School	Growth Timeframe	Exams		
Deerwood	Fall to Spring (same school year)	18	50%	50%



# MAP Growth Reading Fall to Spring Comparison 2023-2024 (Hispanics)

## Growth Target Category\* Percentage (Reading)

Data updates nightly during test window.



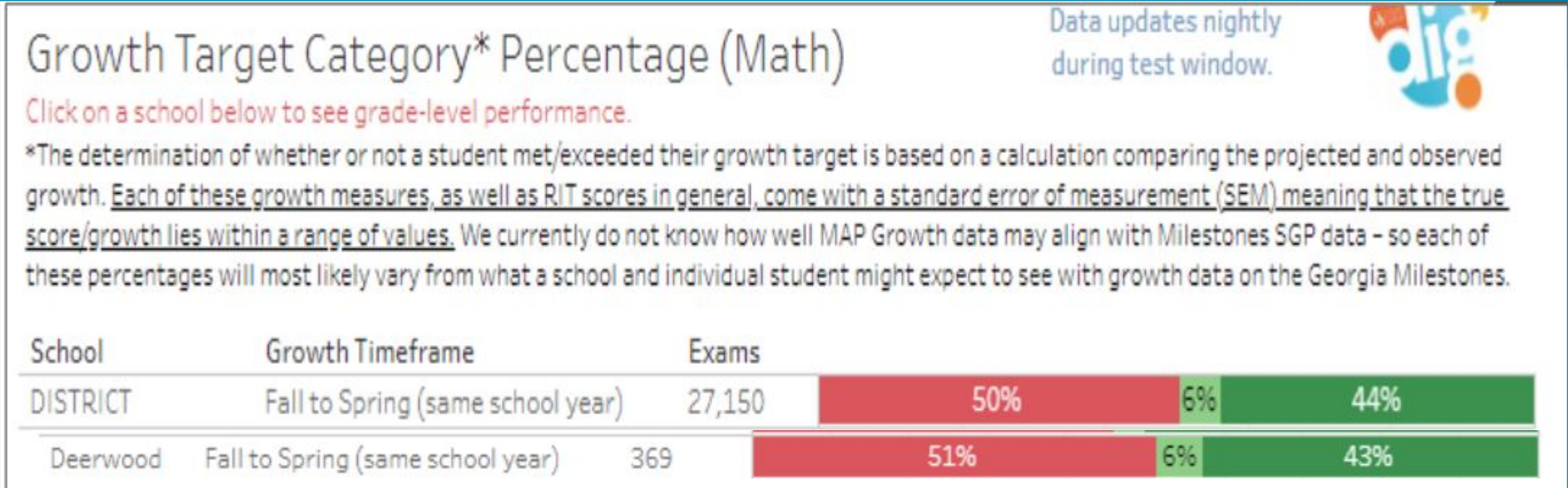
Click on a school below to see grade-level performance.

\*The determination of whether or not a student met/exceeded their growth target is based on a calculation comparing the projected and observed growth. Each of these growth measures, as well as RIT scores in general, come with a standard error of measurement (SEM) meaning that the true score/growth lies within a range of values. We currently do not know how well MAP Growth data may align with Milestones SGP data – so each of these percentages will most likely vary from what a school and individual student might expect to see with growth data on the Georgia Milestones.

School	Growth Timeframe	Exams			
DISTRICT	Fall to Spring (same school year)	2,689	51%	6%	43%

School	Growth Timeframe	Exams			
Deerwood	Fall to Spring (same school year)	16	25%	19%	56%

# MAP Growth Math Fall to Spring Comparison 2023-2024



# MAP Growth Math Fall to Spring Comparison 2023-2024 (SWDs)

## Growth Target Category\* Percentage (Math)

Data updates nightly  
during test window.



Click on a school below to see grade-level performance.

\*The determination of whether or not a student met/exceeded their growth target is based on a calculation comparing the projected and observed growth. Each of these growth measures, as well as RIT scores in general, come with a standard error of measurement (SEM) meaning that the true score/growth lies within a range of values. We currently do not know how well MAP Growth data may align with Milestones SGP data – so each of these percentages will most likely vary from what a school and individual student might expect to see with growth data on the Georgia Milestones.

School	Growth Timeframe	Exams			
DISTRICT	Fall to Spring (same school year)	2,978	57%	6%	37%
Deerwood	Fall to Spring (same school year)	18	72%	11%	17%




# MAP Growth Math Fall to Spring Comparison 2023-2024 (Hispanics)

# Growth Target Category\* Percentage (Math)

Click on a school below to see grade-level performance.

\*The determination of whether or not a student met/exceeded their growth target is based on a calculation comparing the projected and observed growth. Each of these growth measures, as well as RIT scores in general, come with a standard error of measurement (SEM) meaning that the true score/growth lies within a range of values. We currently do not know how well MAP Growth data may align with Milestones SGP data – so each of these percentages will most likely vary from what a school and individual student might expect to see with growth data on the Georgia Milestones.

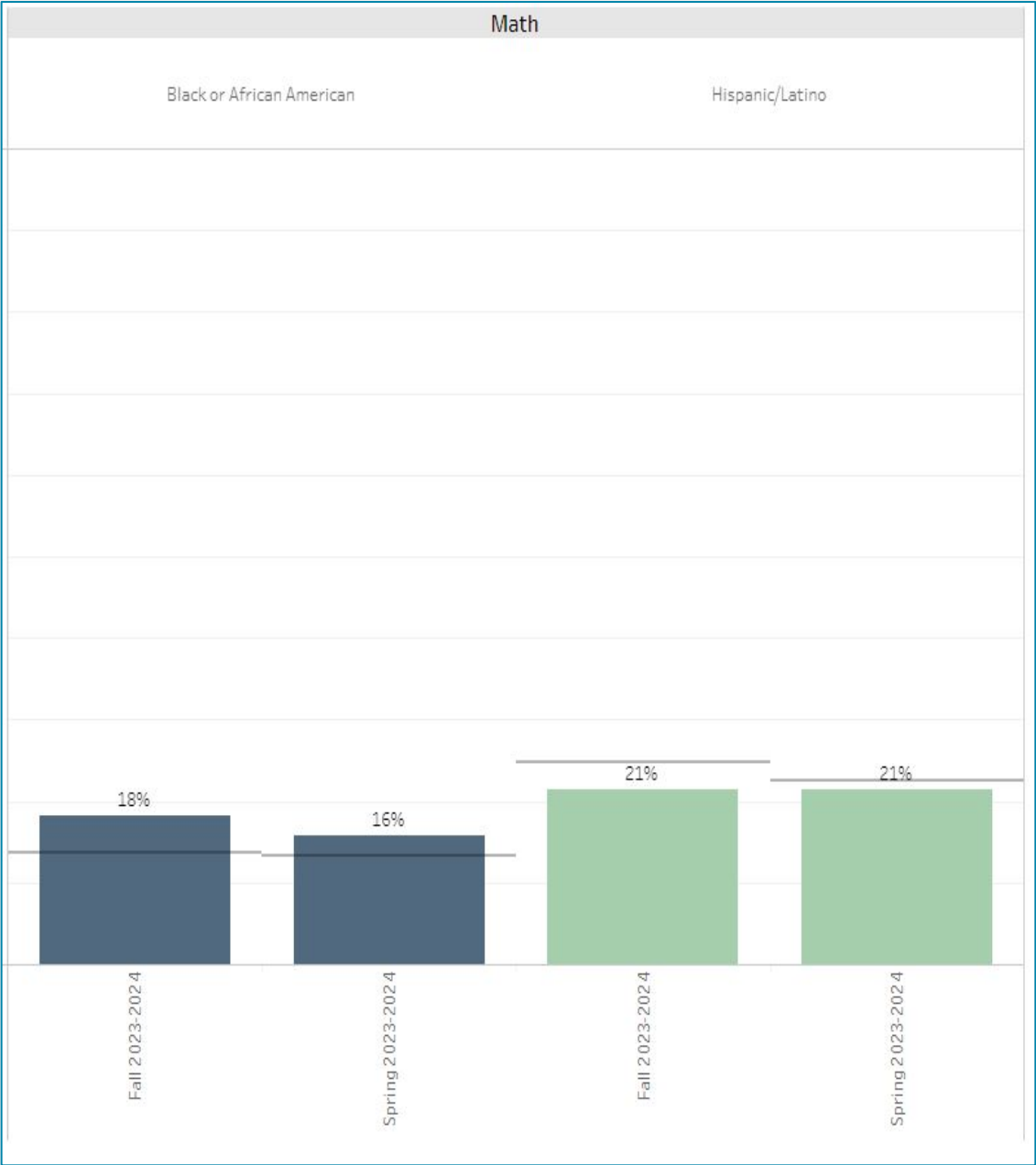
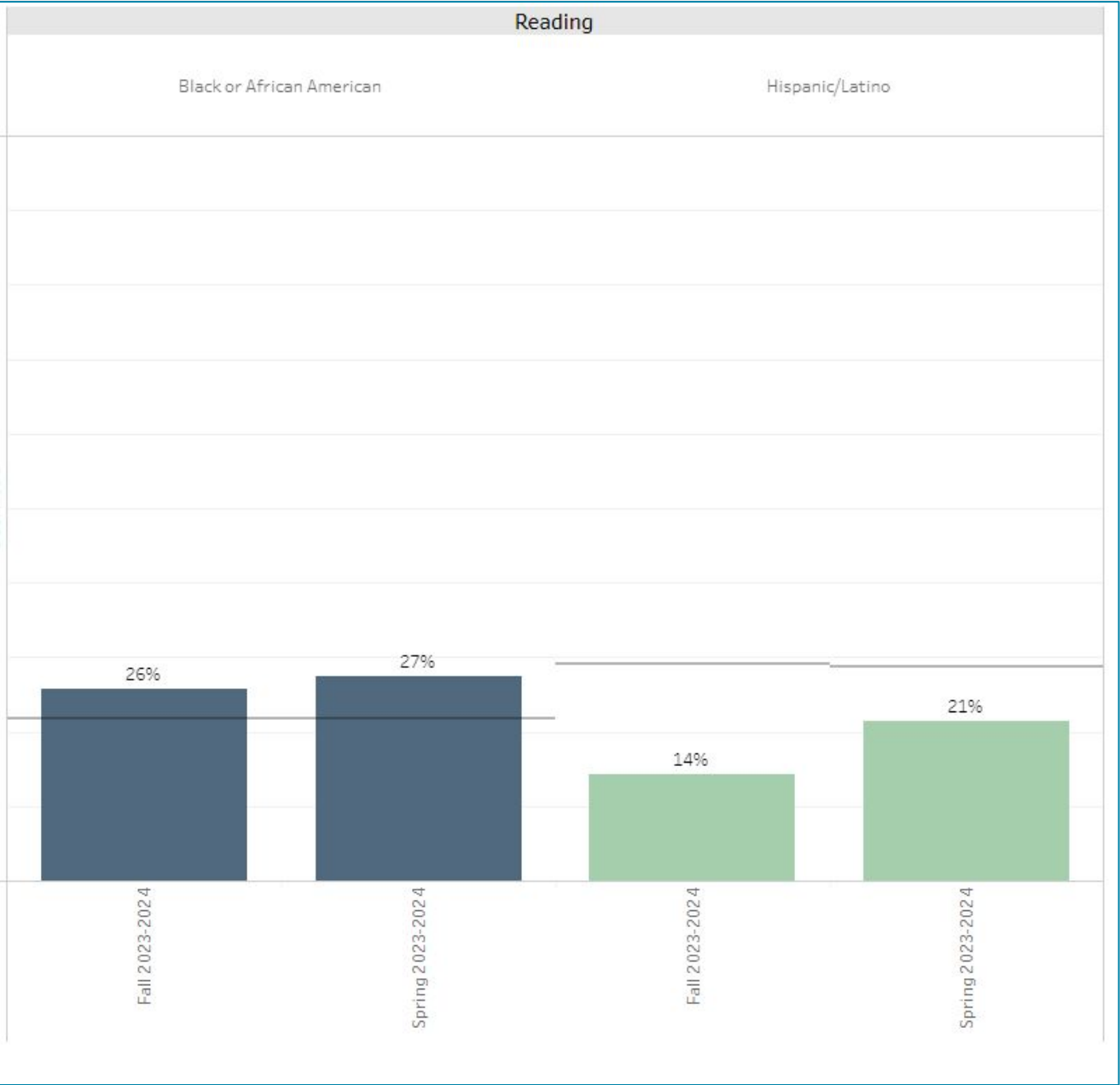
Data updates nightly during test window.



School	Growth Timeframe	Exams			
DISTRICT	Fall to Spring (same school year)	2,643	52%	6%	43%
Deerwood	Fall to Spring (same school year)	16	38%		63%

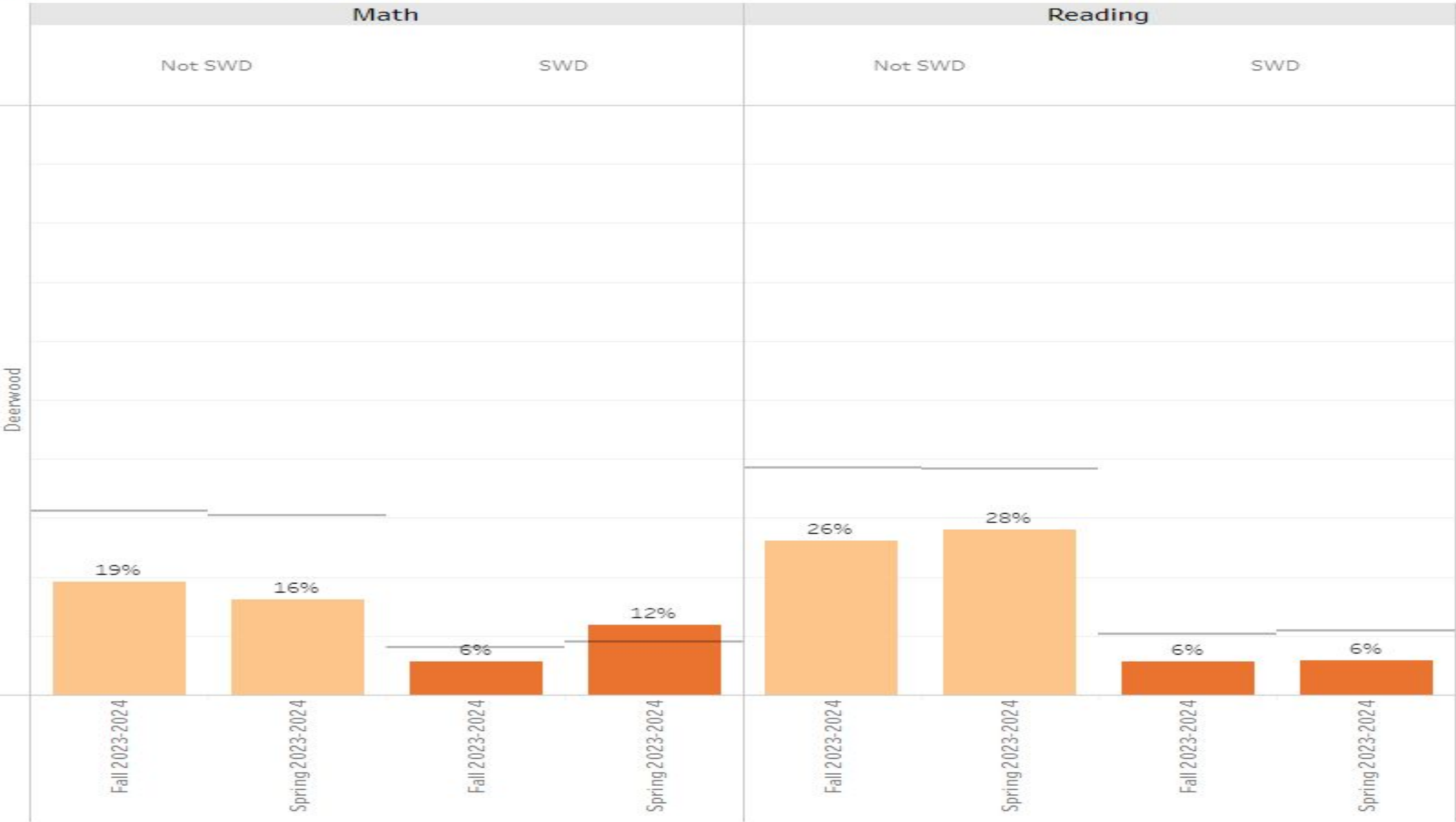


# MAP Growth Subgroup Comparison (Proficient & Above)



MAP Growth Subgroup Comparison (Proficient and Above): Deerwood

Data for this comparison exists for Grades 2-8 ONLY. The horizontal lines represent the district average in each category.



## MAP Fluency Results

MAP Fluency tests are expected to be taken by K-3rd Grade students

There are multiple MAP Fluency Tests showing results on up to 9 different metrics.

Use the filter highlighted in gray on the left to select a MAP Fluency Test Type.

\*click a school below to drill down to metric level data.

Data is updated  
nightly during each  
testing window.

- Oral Reading
- Foundational Skills
- Foundational Skills Beginner
- Flagged for Reading

DISTRICT	Cumulative Expectation Result (Original)	Fall 2023-2024	Foundational Skills			
		Spring 2023-2024	Foundational Skills	Foundational Skills Beginner	Flagged for Reading	Oral Reading
			27%	26%	29%	19%
			35%	24%	24%	18%
DISTRICT	Cumulative Test Result (Newer)	Fall 2023-2024	26%	51%	21%	
		Spring 2023-2024	31%	39%	29%	
Deerwood	Fall 2023-2024	28%	57%	15%		
	Spring 2023-2024	38%	39%	23%		

# Needs Assessment

## ACTIVITY



### Needs Assessment

During this Needs Assessment, we will look at data from the Spring MAPS administration and identify 2-3 potential needs for the 2024-2025 school year.

This discussion will help school leadership as they complete the school's 2024-2025 Continuous Improvement Plan.



# Needs Assessment: Guiding Questions

- What does this data tell us?
- What good news is there to celebrate?
- Where are growth opportunities?
- What trends do we see in the data?

# Needs Assessment: Guiding Questions

- **What does this data tell us?**

- We are moving in the right direction in reading, however, we must continue work in this area to see significant increase in the percent of students toward proficiency and above.
- Math is an outlier. We must continue to learn the new standards and curriculum in order for students to achieve growth and proficiency.

- **What good news is there to celebrate?**

- MAP Growth spring report predicts we will meet our reading CIP goal for GMAS. The goal was to have a 3% increase in students scoring proficient or above from 22.3% to 25.3%. MAP results show 27% at proficient.
- We exceeded the MAP growth target goal in reading. The goal was to move from 38% to 41% meeting/exceeding MAP reading goal. MAP results show 57%
- 75% of Hispanics met their fall to spring growth targets/goals in reading, 63% exceeded in math.
- Overall for reading with SWDs, 50% exceeded their growth target compared to the

## SMART Goals (Elementary and Middle Schools)

The percentage of students in grades 3-5 scoring proficient or above on the GA Milestones Literacy Assessment will increase from 22.3% to 25.3%.  
The percentage of students in grades K-5 that met their fall-to-spring growth goal on MAP Reading will increase from 38% to 41% in May 2024.

The percentage of students in grades 3-5 scoring proficient or above on the GA Milestones Math Assessment will increase from 18.8% to 21.8%.  
The percentage of students in grades K-5 that met their fall-to-spring growth goal on Math MAP will increase from 41% to 44% in May 2024.

The amount of OSS days will decrease by .10 points.

# Needs Assessment: Guiding Questions

- **What trends do we see in the data?**
  - In math, a larger percentage of students were at the beginning level in the spring as compared to fall at the district & school level.
  - The gap is closing between Hispanics and All Students in reading.
  - The gap is closing between SWDs and All Students in math.
  - At the school and district level, the percentage of students flagged for reading increased from fall to spring. However, the percent of students who moved to oral reading (fluent) increased by 8%.
  - What are growth opportunities?
    - Continue to internalize new math curriculum and materials.
    - Devise a strategic plan to address non-readers through the science of reading and strengthen writing skills.

# Needs Assessment:

What are two to three (2-3) needs we can identify based our data?

	Need
1	We will need reading interventions.
2	Focus on moving scholars from proficient to distinguished.
3	





# Information Items



# Principal's Report



# A **HUGE** THANK YOU to EVERYONE who supported Deerwood this year!

- Preferred School Care (PSC - Mr. Selmon)
- Ben Hill United Methodist Church
- Nothing Bundt Cakes
- Coca-Cola
- Sammy's Cheezecakes
- AT&T
- Legacy Leadership Academy
- GO Team Member - Mrs. Wanda Neal
- City of Atlanta Mayor's Office
- Page Turners
- GA Lions Lighthouse Foundation
- Delta Community Credit Union
- Out Teach
- Royal Foods
- Atlanta United
- Atlanta Hawks
- Thank you to all parents who expressed appreciation last week and to the parents who joined our DNN Live News broadcast last week to give thanks for Teacher Appreciation Week! (Ms. Hightower, Ms. Williams, Ms. Britt, Ms. Douglass, Ms. Peoples-Armour, and Ms. Jones-Harris)





# Updates

- Deerwood placed 1st in the Race2Read out of 40 schools and won a pep rally with Atlanta Hawks!
- Design Thinking Team presented at district level ceremony.
- Kayden Meadows served as host of district Design Thinking ceremony.
- Ethan and Andrea was featured in the I AM APS news article.
- Top 5 Esports Team members advanced to 3rd round this year.
- 5th Graders completed a year long initiative with the Mayor's Initiative with Ms. FeFe Handy.
- Ethan Seay is the essay winner through a contest Delta Community Credit Union.





WHERE WE ARE IN PLACE & TIME: JOURNEYS & DISCOVERIES

DEERWOOD ACADEMY

# Awards DAY



<p><b>MAY 20TH</b></p> <p>PREK   9:30AM KDG   12PM</p>	<p><b>MAY 21ST</b></p> <p>1ST GRADE   9:30AM 2ND GRADE   12PM</p>
<p><b>MAY 22ND</b></p> <p>3RD GRADE   9:30AM 4TH GRADE   12PM</p>	<p><b>MAY 23RD</b></p> <p>5TH GRADE   5:30PM BUNCHE MIDDLE</p>

VALID STATE-ID REQUIRED FOR ENTRY

## Upcoming Dates

- May 14: Academic Preview, 5:30 PM
- May 23: SWAGG Celebration for students who met MAP Reading and or Math goals.
- May 24: Gym Jam (125 Dojo Points Needed to Attend)
- May 24: Deerwood on the Lawn





# Additional Information Items

- **GO Team Elections Update**
  - Voting was held - **APRIL 16-25**
  - Households were sent a unique link based upon information in Infinite Campus
  - School Staff was sent a link to their APS email address
  - The GO Team office is in the process of certifying the elections with a legal team. We will be able to communicate results after that.
  - Principal Antone to notify each GO Team member of their status for next year.

# Announcements

- **GO Team Members**

- **Complete your end of year surveys**

- Principal Feedback Survey  
**(AVAILABLE NOW!** Check your email for the link)
- GO Team Satisfaction Survey  
**(Available May 1st)**

- **Complete your required trainings ASAP**

- Contact the GO Team Office with any questions





Thank You

for yet another  
great year!